

ITM. / ART. 1288425


MFR# 8H209B



Assembly Instructions

Instructions de montage

Instrucciones de ensamble



IMPORTANT - Retain for future reference: Read Carefully
For more information, visit: www.northridge-home.com

IMPORTANT : À lire attentivement et à conserver
Pour en savoir plus, visiter le www.northridge-home.com

IMPORTANTE - Conserve para futura referencia: Lea cuidadosamente.
Para más información, visite: www.northridge-home.com



For parts or customer service call: **1-866-387-8065**

Or email: northridgehome@rsvpcomm.com

(English, French and Spanish languages spoken)

Monday-Friday 8am - 8pm. Saturday 9am - 3pm (EST).

Telephone number is only valid in the United States, and Canada.

Pièces et service à la clientèle : **1-866-387-8065**

Courriel : northridgehome@rsvpcomm.com

(anglais, français et espagnol)

Du lundi au vendredi : de 8 h à 20 h; samedi : de 9 h à 15 h (HE).

Ce numéro de téléphone n'est valide qu'aux États-Unis et au Canada.

Para solicitar piezas o hablar con un representante de atención al cliente, llame al **1-866-387-8065**

Correo electrónico: northridgehome@rsvpcomm.com

(Atención en español, inglés y francés)

De lunes a viernes, de 8 a. m. a 8 p. m.;

los sábados de 9 a. m. a 3 p. m., hora del este.

El número es válido solamente en los Estados Unidos y Canadá.

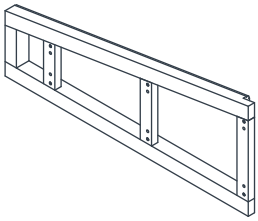
Telefono no válido en Mexico.

WARNING: Small parts choking hazard

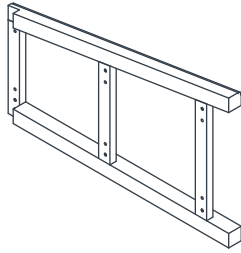
AVERTISSEMENT : Risque d'étouffement – Comprend de petites pièces

ADVERTENCIA: Piezas pequeñas. Riesgo de asfixia.

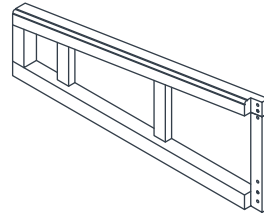
A x1



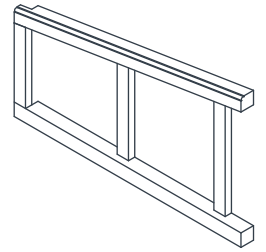
B x1



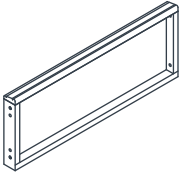
C x1



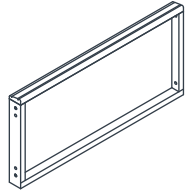
D x1



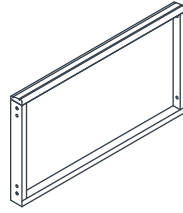
E x1



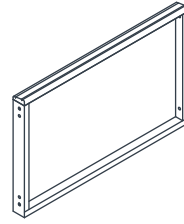
F x1



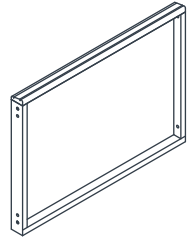
G x1



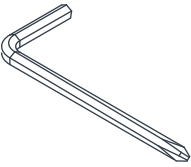
H x1



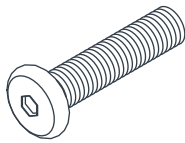
I x1



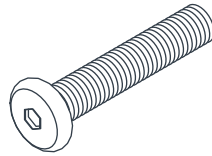
J x1



K x16



L x 4



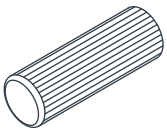
M x 20



N x 20

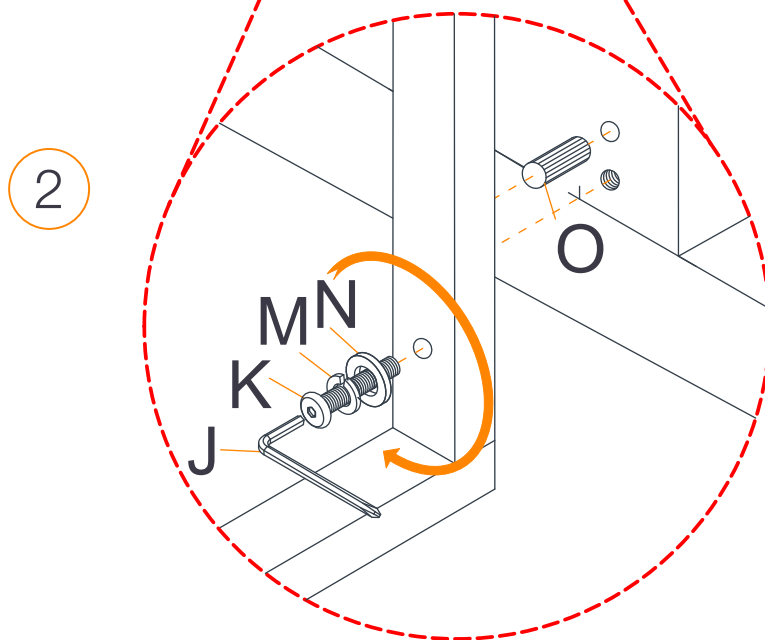
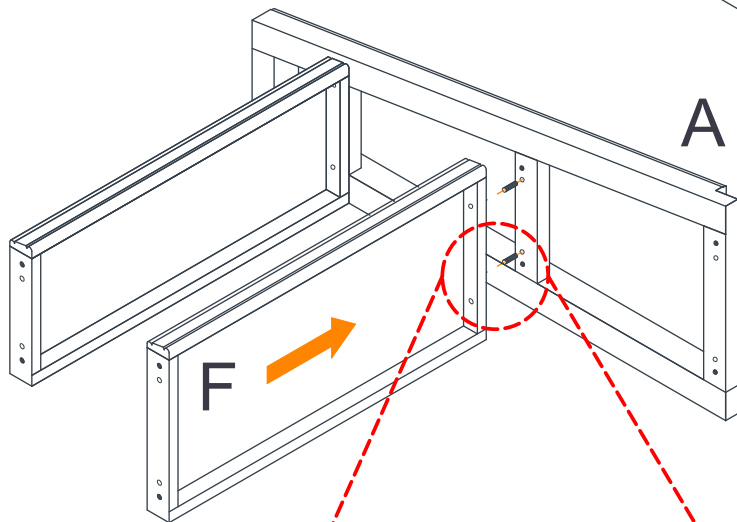
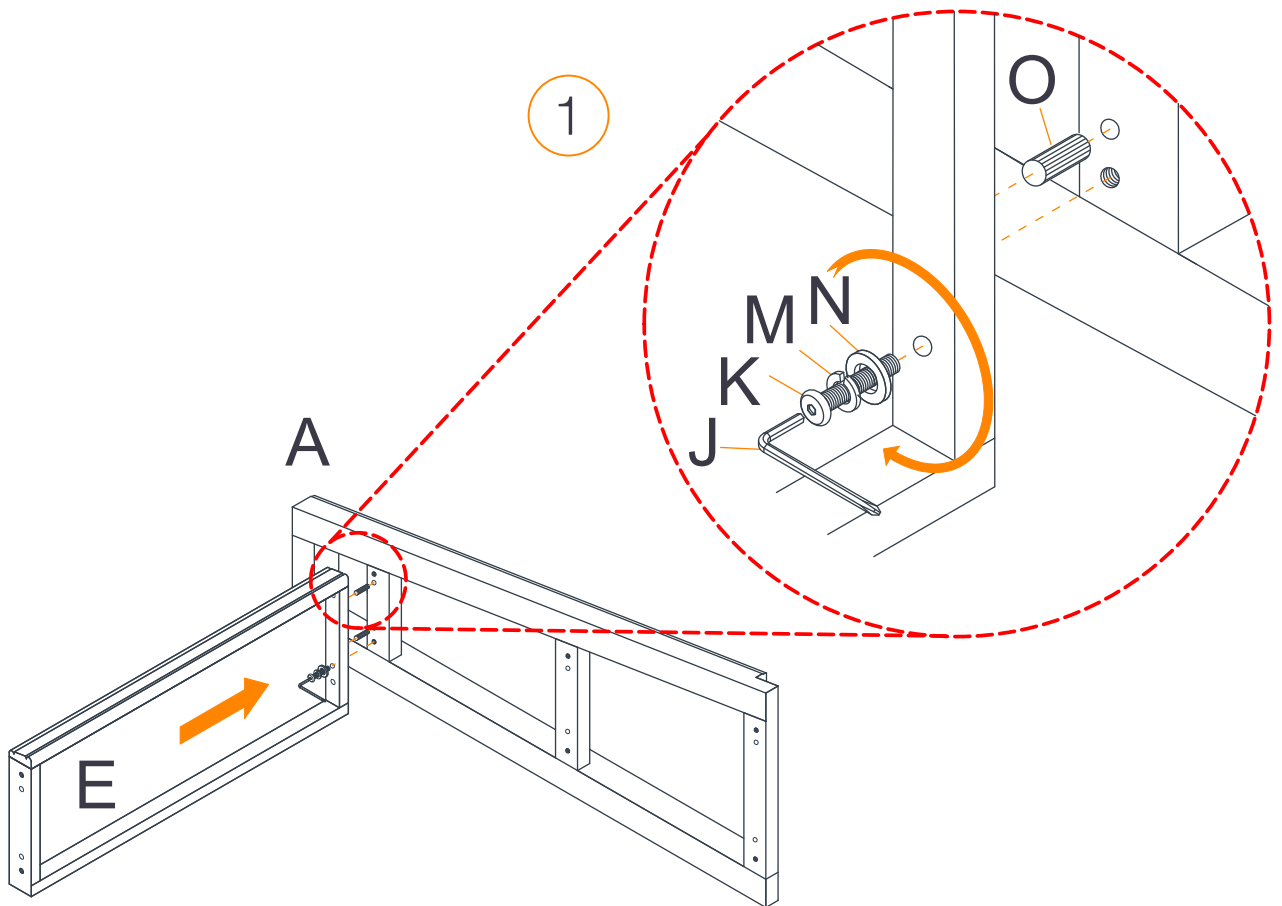


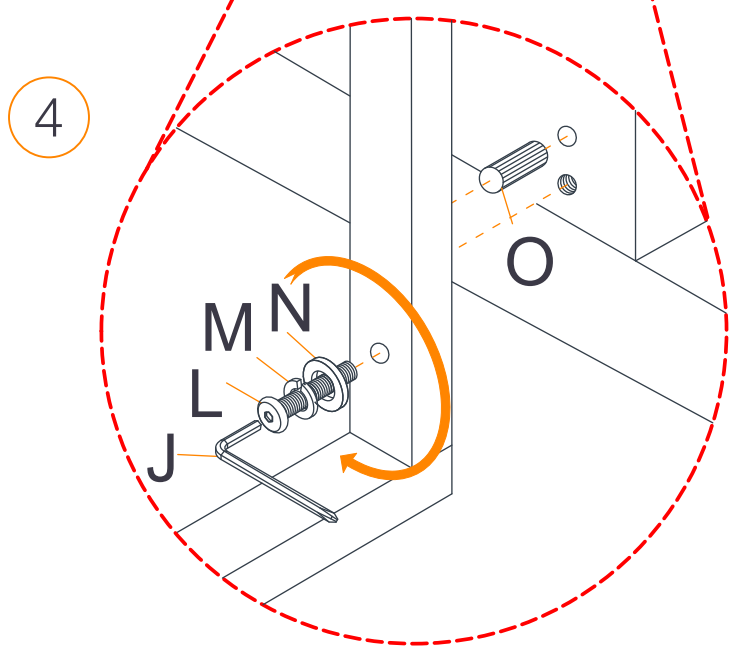
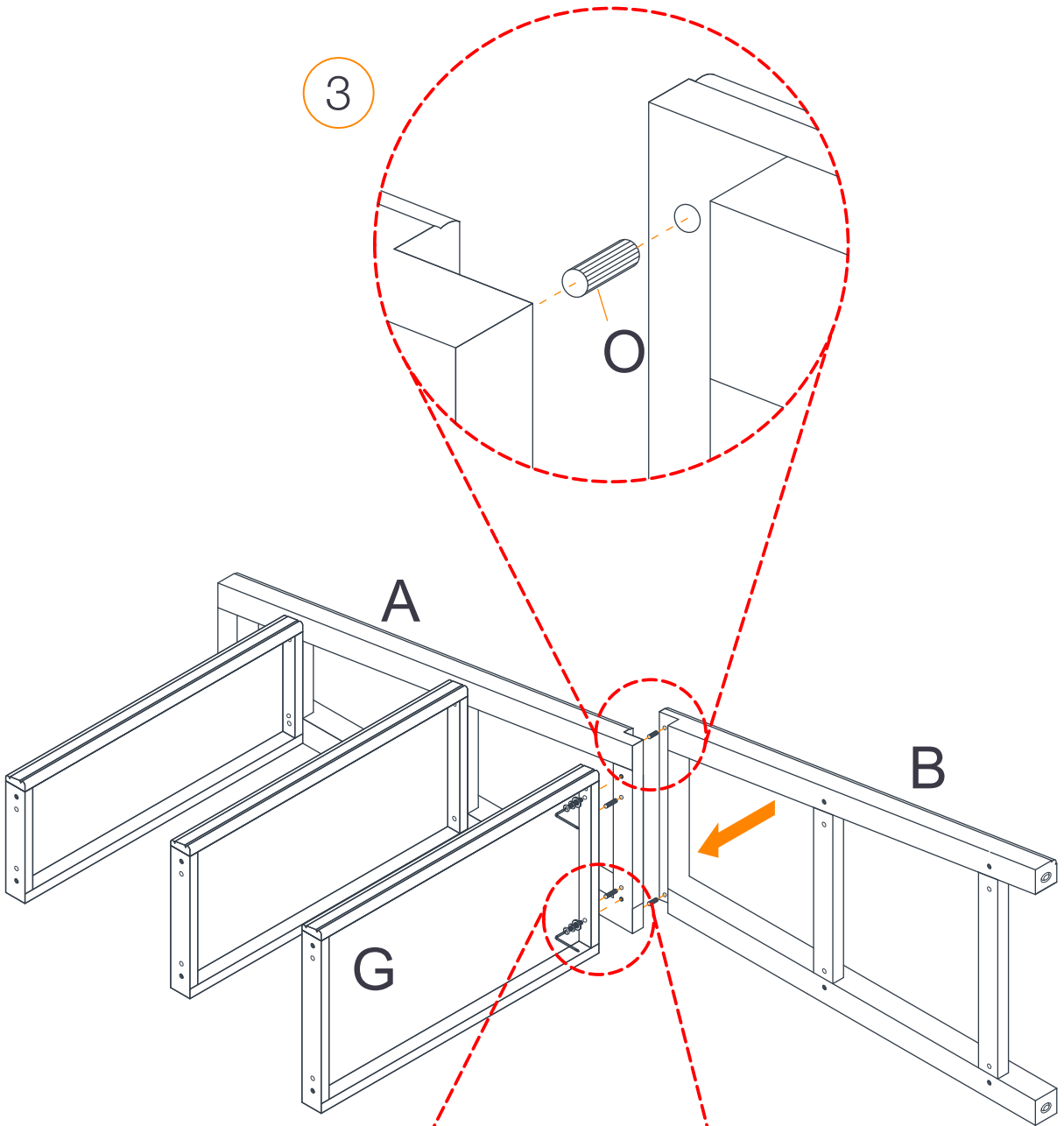
O x 24

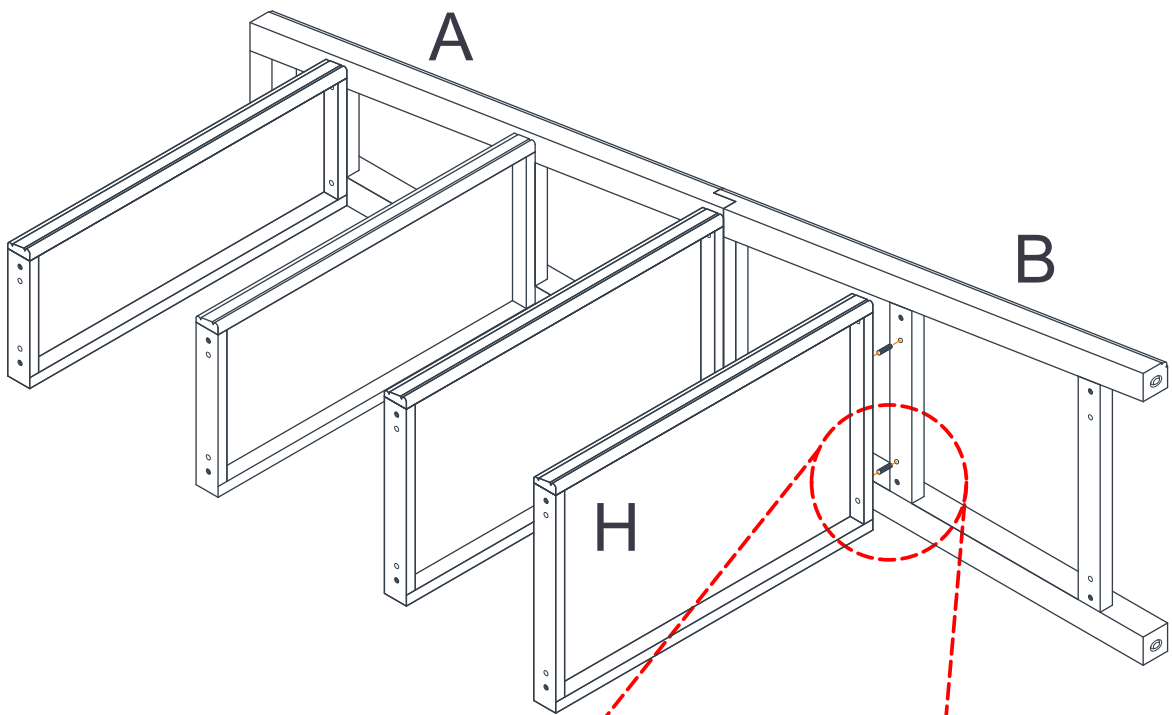


Touch-up Pen
Crayon de retouche
Pluma para retoques

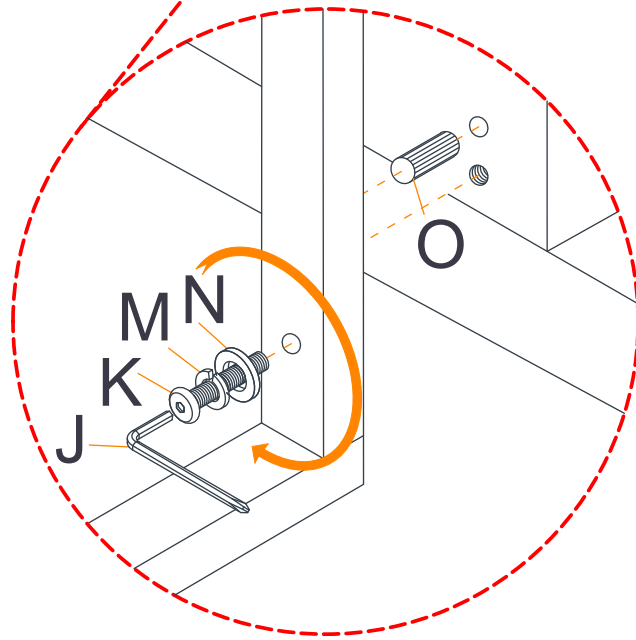




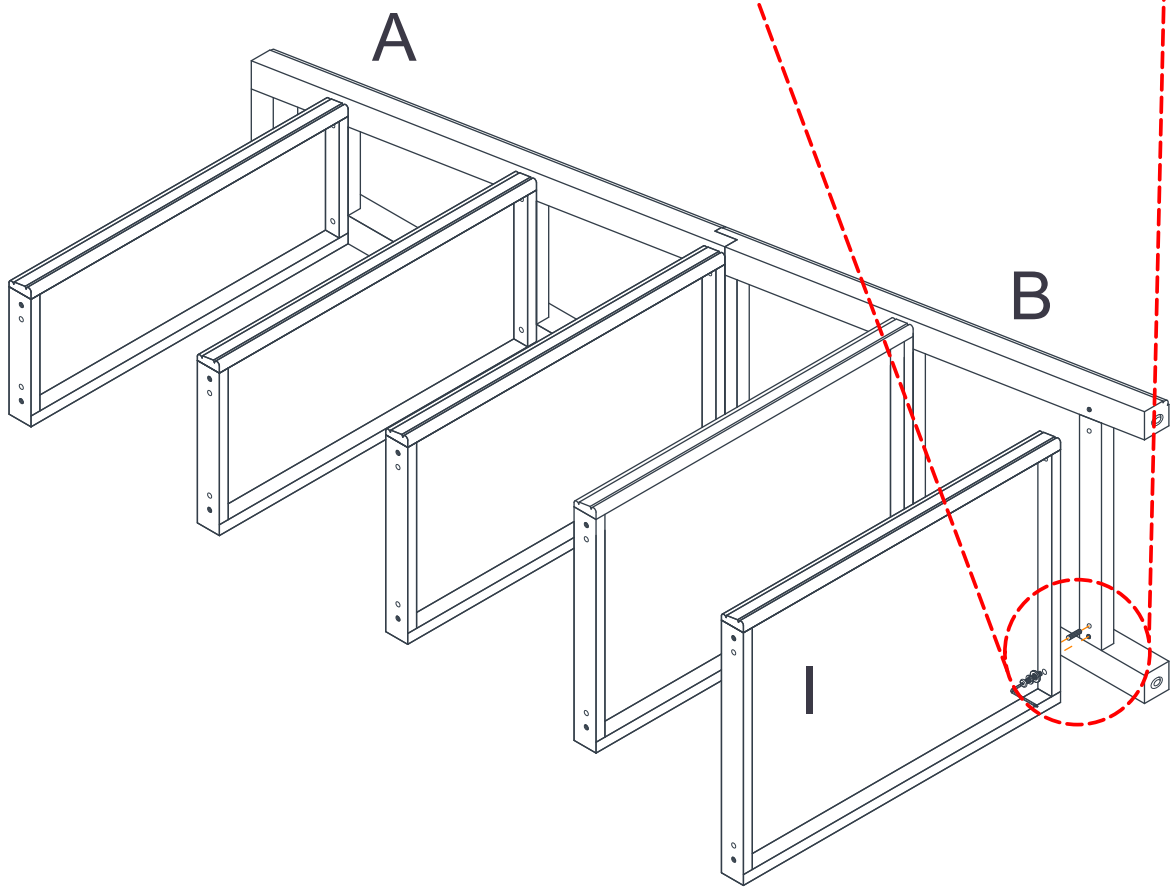
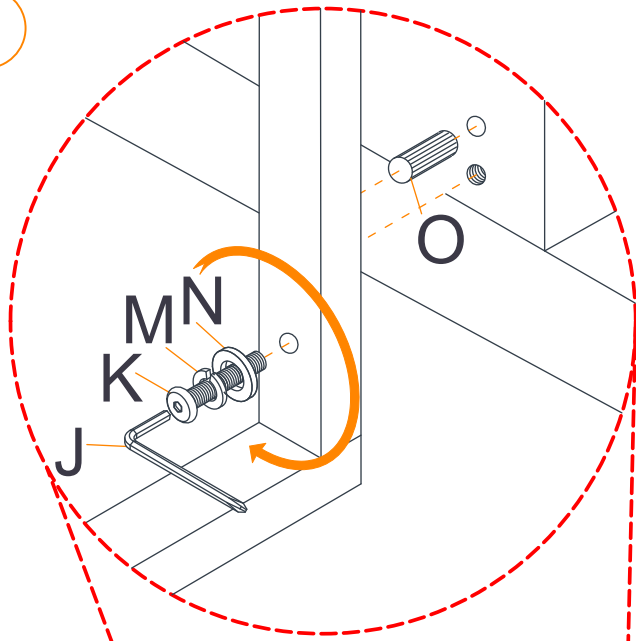


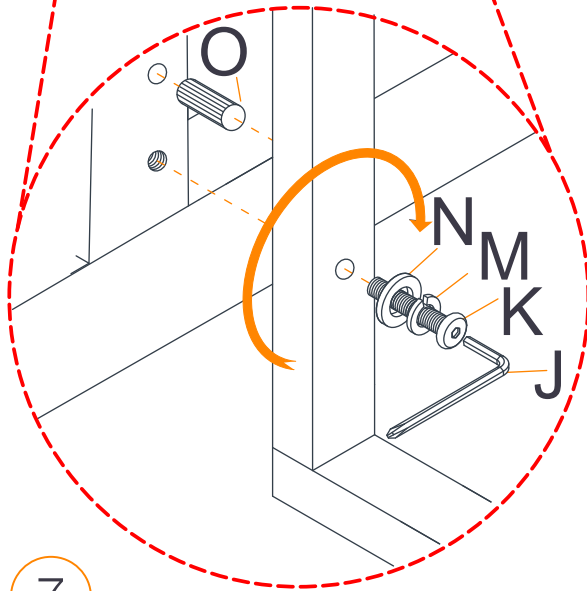
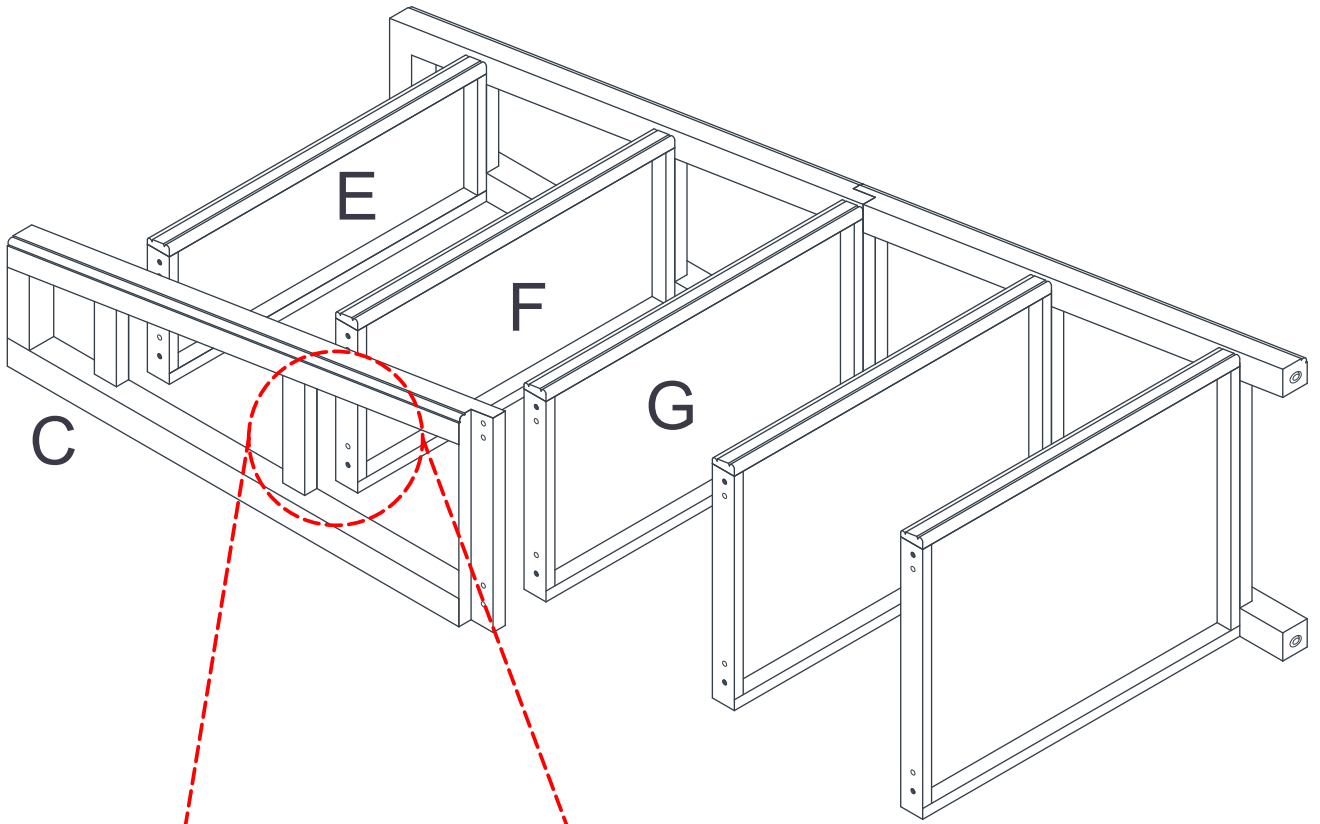


5

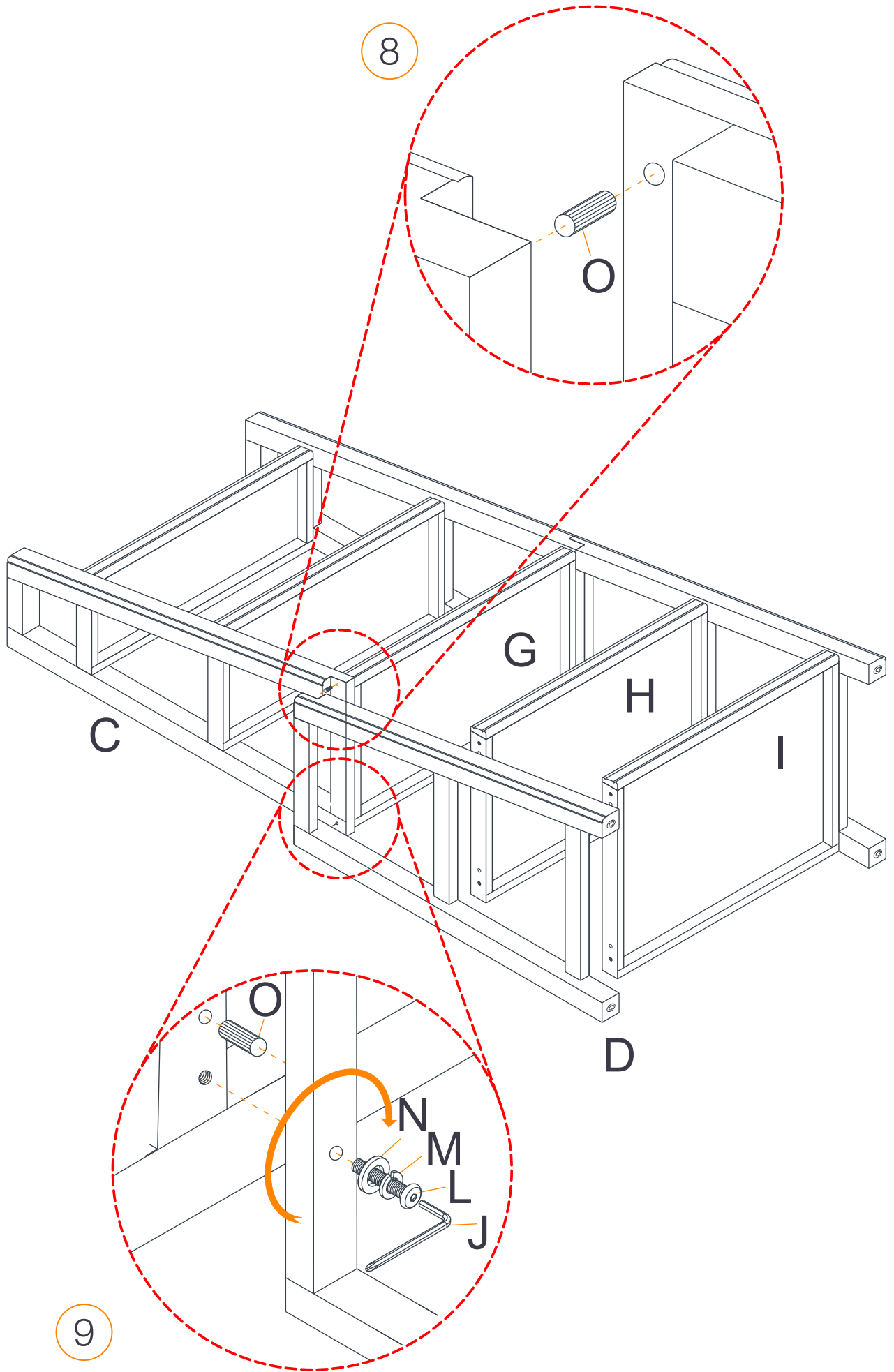


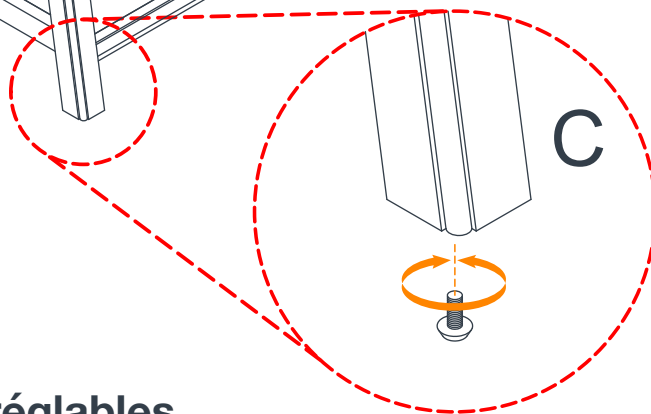
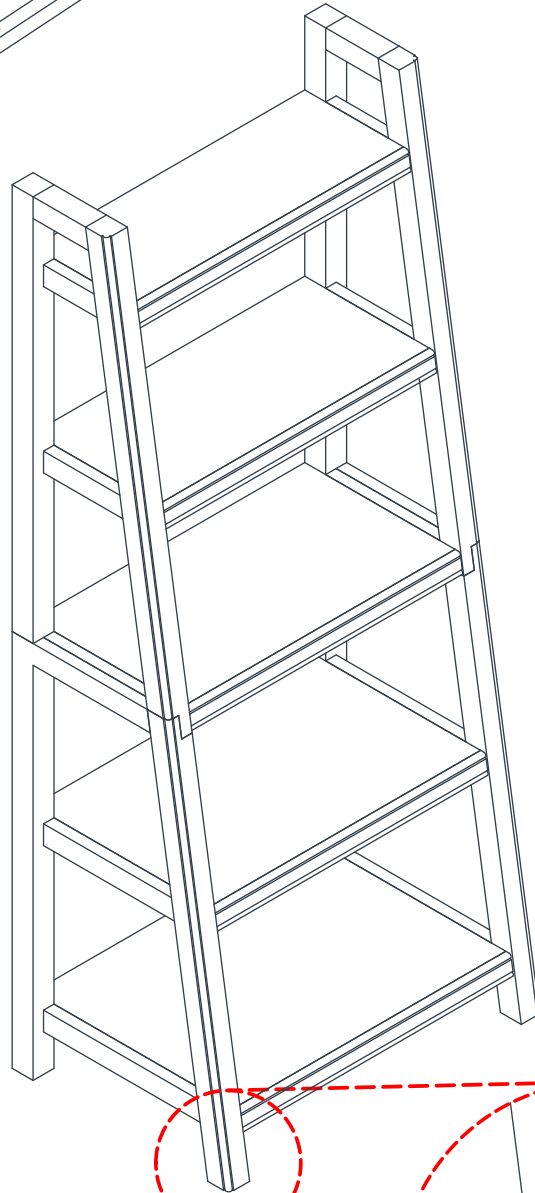
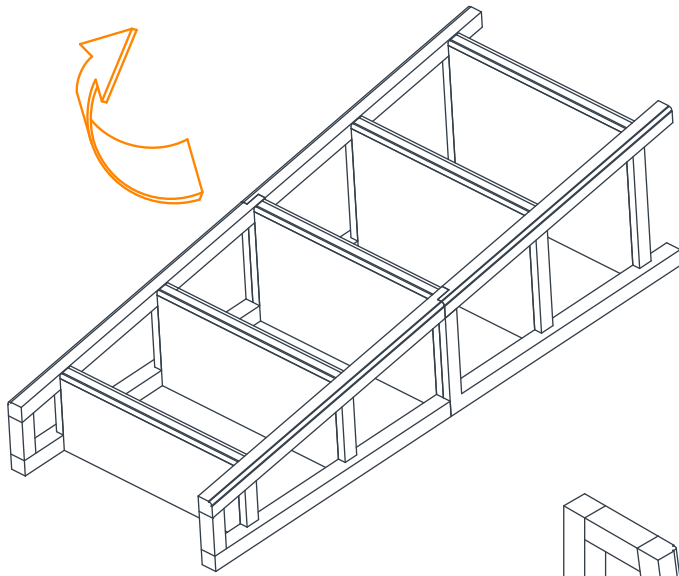
6





7





Leveler adjustment
Ajustement des patins réglables
Ajuste de los niveladores



Never mount to the edge of particle board

Ne jamais fixer sur la rive d'un panneau de particules

Nunca monte en el borde de una tabla de aglomerado.

DATE OF MANUFACTURE
DATE DE FABRICATION
FECHA DE FABRICACIÓN

Attach vertically

To wall stud

Fixer à la verticale

au montant du mur

Fije verticalmente

Al montante de pared

Attach to furniture

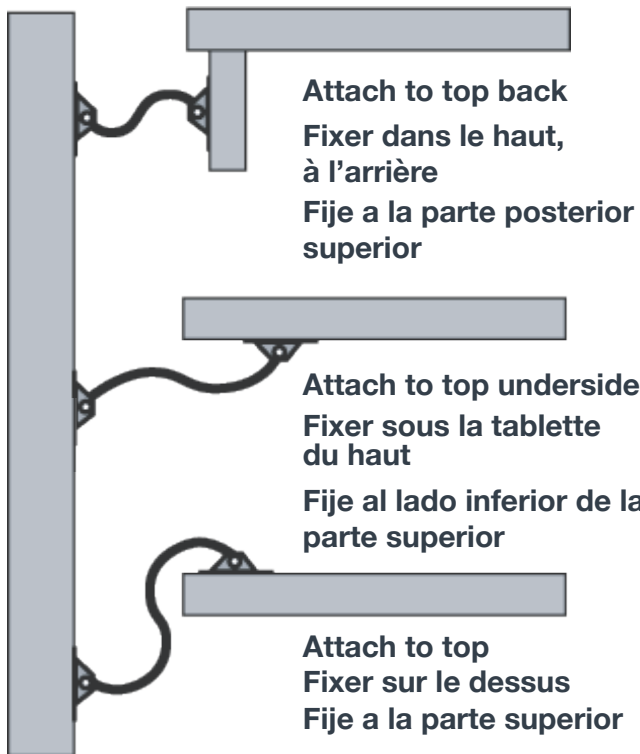
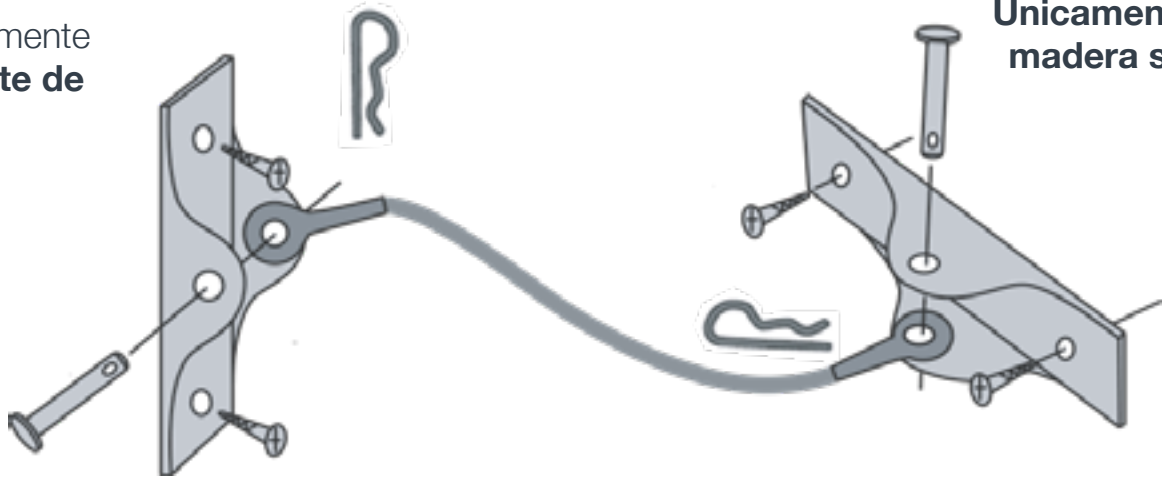
Solid wood only

Fixer au bois

du meuble seulement

Fije al mueble

Únicamente de madera sólida



Attach to top back

Fixer dans le haut, à l'arrière

Fije a la parte posterior superior

Attach to top underside

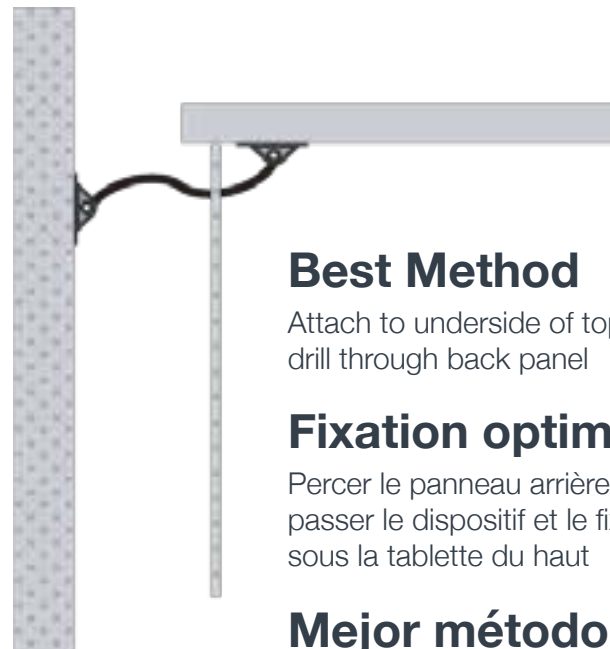
Fixer sous la tablette du haut

Fije al lado inferior de la parte superior

Attach to top

Fixer sur le dessus

Fije a la parte superior



Best Method

Attach to underside of top, drill through back panel

Fixation optimale

Percer le panneau arrière, y passer le dispositif et le fixer sous la tablette du haut

Mejor método

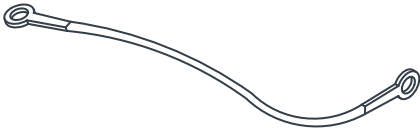
Fije en el lado inferior de la parte superior, perfora el panel posterior

Anti-Tip Install

Installation du dispositif antibasculement

Instalación antivuelco

P x 1



Q x 2



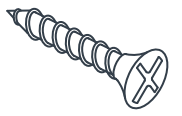
R x 2



S x 2



T x 2

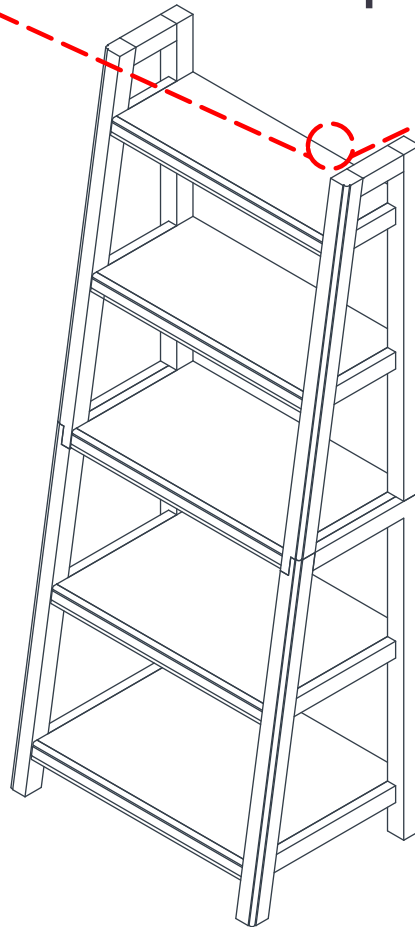
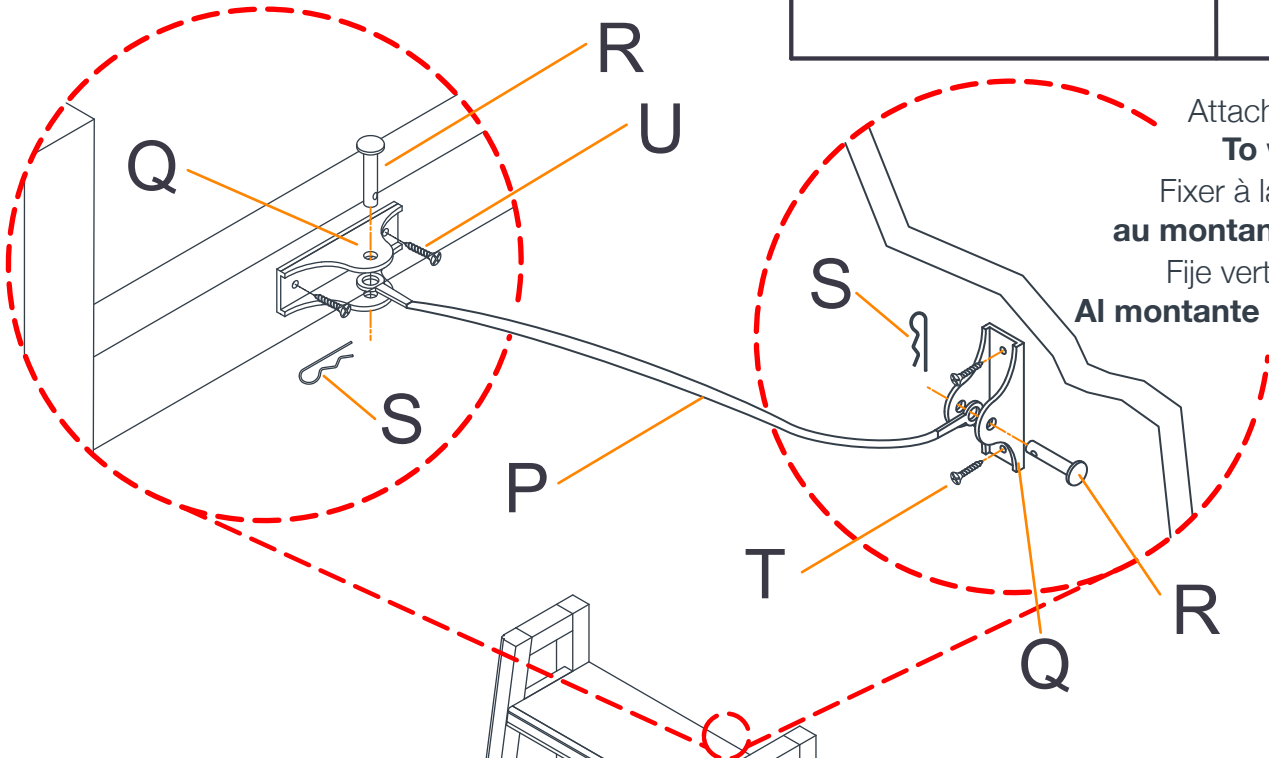


Patented Tip Restraint Device
Dispositif antibasculément breveté
Dispositivo antivuelco patentado

J x 1



U x 2



Anti-Tip Install
Installation du dispositif antibasculément
Instalación antivuelco

Care & Cleaning:

- Manufacturer recommends not to use furniture polishes or any other chemicals.
- Furniture is for indoor use only; temperature and humidity should be regulated.
- Use only soft, damp cloth for cleaning.
- Avoid direct sunlight as it can cause fading.

Entretien et nettoyage

- Le fabricant recommande de ne pas utiliser de produit à polir ni d'autres produits chimiques.
- Ce meuble est conçu pour un usage intérieur seulement, où la température et le taux d'humidité sont contrôlés.
- Nettoyer uniquement avec un linge doux et humide.
- Éviter l'exposition directe à la lumière du soleil pour prévenir la décoloration.

Cuidado y limpieza:

- El fabricante recomienda no usar ceras para lustrar muebles o cualquier otro químico.
- Este mueble es para uso en interiores solamente. Se debe regular la temperatura y humedad.
- Utilice sólo un paño suave y húmedo para limpiar.
- Evite la luz directa del sol ya que puede causar decoloración.

Distributed by:
Costco Wholesale Corporation
P.O. Box 34535
Seattle, WA 98124-1535
USA
1-800-774-2678
www.costco.com

Costco Wholesale Canada Ltd.*
415 W. Hunt Club Road
Ottawa, Ontario
K2E 1C5, Canada
1-800-463-3783
www.costco.ca
* faisant affaire au Québec sous
le nom les Entrepôts Costco

Importado por:
Importadora Primex S.A. de C.V.
Blvd. Magnocentro No. 4
San Fernando La Herradura
Huixquilucan, Estado de México
C.P. 52765
RFC: IPR-930907-S70
(55)-5246-5500
www.costco.com.mx

Costco Wholesale Australia Pty Ltd
17-21 Parramatta Road
Lidcombe NSW 2141
Australia
www.costco.com.au

Costco Wholesale UK Ltd /
Costco Online UK Ltd
Hartspring Lane
Watford, Herts
WD25 8JS
United Kingdom
01923 213113
www.costco.co.uk

Costco Wholesale Spain S.L.U.
Polígono Empresarial Los Gavilanes
C/ Agustín de Betancourt, 17
28906 Getafe (Madrid) España
NIF: B86509460
900 111 155
www.costco.es

Costco Wholesale Iceland ehf.
Kauptún 3-7, 210 Gardabaer
Iceland
www.costco.is

Costco France
1 avenue de Bréhat
91140 Villebon-sur-Yvette
France
01 80 45 01 10
www.costco.fr

Costco Wholesale Japan Ltd.
3-1-4 Ikegami-Shincho
Kawasaki-ku, Kawasaki-shi,
Kanagawa 210-0832 Japan
0570-032600
www.costco.co.jp

Costco Wholesale Korea, Ltd.
40, Iljik-ro
Gwangmyeong-si
Gyeonggi-do, 14347, Korea
1899-9900
www.costco.co.kr

Costco President Taiwan, Inc.
No. 656 Chung-Hwa 5th Road
Kaohsiung, Taiwan
Company Tax ID: 96972798
449-9909 or 02-449-9909 (if cellphone)
www.costco.com.tw

Shanghai Minhang Costco Trading Co., Ltd
Unit 109, No 388, Lian You Road
Minhang District, Shanghai
China 201107
+86-21-6257-7065